



**NOKTON Vintage Line
28mm F1.5 Aspherical Type I / II VM**

INSTRUCTION MANUAL

Voigtländer VM-mount lenses cover the full frame format and are manually operated. The user manually sets the focus and aperture. They are designed to be used on both rangefinder film cameras and digital cameras with M-type lens mount. They can also be used on mirrorless cameras with appropriate adapters.

Features of Voigtländer VM-mount lens

- VM-mount
- Full frame format
- Smooth focus for accurate focusing
- Full metallic construction

Tips for lens care and safety

These tips are to protect the user from injury or damaging the lens.



WARNING

If the user ignores this warning sign and uses the equipment the wrong way serious injuries and even death might be the result.



CAUTION

If the user ignores this caution sign it might result in injuries and damage the equipment.



WARNING

Never look directly at the sun with a telephoto lens as it may this can damage your eyes.



CAUTION

Keep the lens, camera and accessories out of reach of children.



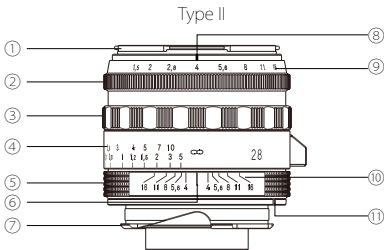
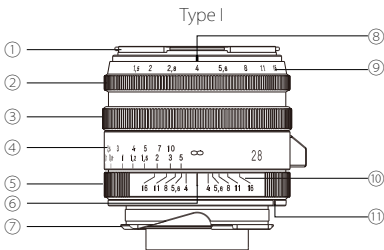
CAUTION

Store the lens away from direct sunlight and always store the lens with lens-cap on. Failure to do so may create a fire hazard.


Never touch the lens surface. If it is dirty or dusty, use commercial lens cleaner or an appropriate lens cleaning cloth.

Description of Parts

- ① Filter Ring
- ② Aperture Ring
- ③ Focusing Ring
- ④ Distance Scale
- ⑤ Depth of Field Ring
- ⑥ Distance Index
- ⑦ Mount
- ⑧ Aperture Index
- ⑨ Aperture Scale
- ⑩ Depth of Field Scale
- ⑪ Mount Index



● How to attach/detach the lens

Please refer to the instruction manual for your camera for how to attach/detach the lens. Please be sure to hold the Depth of Field Ring  when attaching/detaching the lens. To attach/detach the lens while holding other parts of the lens barrel may damage the lens.

● Rangefinder coupling

Coupled focusing range of this lens is $\infty \sim 0.7\text{m}$. However, the rangefinder coupling range will be different depending on the rangefinder mechanism of the camera used.

● Attaching Filter

Screw the filter ($\varnothing 43\text{mm}$) to the front of the lens.

● Attaching Mount Adapter

This lens can be used with below mentioned Voigtländer accessories.

VM-E Mount Adapter II

VM-E Close Focus Adapter

VM-X Close Focus Adapter

VM-Z Close Focus Adapter

● Optional Lens Hood LH-6

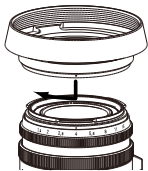
Optional Lens Hood LH-6 are available.

Please ask your dealer for details.

● Attachment and Removal of optional Lens Hood

To attach, line-up the white mark on the Lens Hood with Aperture Index $\text{\textcircled{A}}$ on the lens and turn the Lens Hood clockwise while pushing it toward the lens.

To remove it, push down on the Lens Hood toward the lens and turn it counterclockwise.

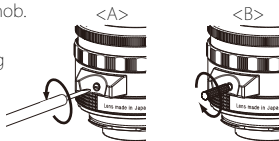


● Focusing knob attachment (supplied with Type II only)

The Type II lens is supplied with a focusing knob.

To install, remove the retaining screw with a flat-blade screwdriver and screw the focusing knob onto the same screw.

To remove the focusing knob, reverse the installation procedure.



Notes.

- *The focusing knob protrudes from the barrel, so be careful not to hit the focusing knob against people or objects. A strong impact on the focusing knob may cause damage to the lens or camera, or injury to people or other objects.
- *When the focusing knob is removed, attach the cosmetic screw to prevent dust from entering the focusing knob and fingers from being injured by the threaded part.
- *Keep the focusing knob and the cosmetic screw in a safe place to avoid contamination or accidental ingestion.

● Specifications

Product Name	NOKTON Vintage Line 28mm F1.5 Aspherical
Focal Length	28mm
Maximum Aperture	F1.5
Minimum Aperture	F16
Lens Construction	8 groups 10 elements
Angle of View	74.5°
Aperture Blade	12
Rangefinder Coupling	∞ ~ 0.7m
Minimum Focus	0.5m
Filter	Ø43mm
Maximum Diameter	Ø54.0mm
Length	Approx. 45.5mm
Weight	Type I : Approx. 250g Type II : Approx. 330g
Mount	VM-mount
Supplied Accessory	Front Cap, Rear Cap Focusing knob (Only included with Type II)

* Specification and information are subject to change without notice.