



**NOKTON Vintage Line  
35mm F1.5 Aspherical Type I / II VM**

INSTRUCTION MANUAL

Voigtländer VM-mount lenses cover the full frame format and are manually controlled lenses. The user manually sets the focus and aperture. They are designed to be used on both rangefinder film cameras and digital cameras with M-type lens mount. They can also be used on mirrorless cameras with appropriate adapters.

### Features of Voigtländer VM-mount lens

- VM-mount
- Full frame format
- Smooth focus for precise focusing
- Full metallic construction

## Tips for lens care and safety

These tips are to protect the user from injury or damaging the lens.



**WARNING**

If the user ignores this warning sign and uses the equipment the wrong way serious injuries and even death might be the result.



**CAUTION**

If the user ignores this caution sign it might result in injuries and damage the equipment.

---



**WARNING**

Never look directly at the sun with a telephoto lens as it may this can damage your eyes.



**CAUTION**

Keep the lens, camera and accessories out of reach of children.



**CAUTION**

Store the lens away from direct sunlight and always store the lens with lens-cap on. Failure to do so may create a fire hazard.

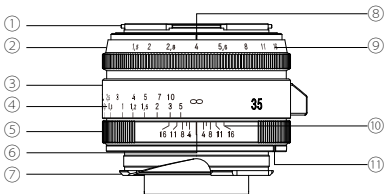
---

Never touch the lens surface. If it is dirty or dusty, use commercial lens cleaner or an appropriate lens cleaning cloth.


## Description of Parts

---

- ① Filter Ring
- ② Aperture Ring
- ③ Focusing Ring
- ④ Distance Scale
- ⑤ Depth of Field Ring
- ⑥ Distance Index
- ⑦ Mount
- ⑧ Aperture Index
- ⑨ Aperture Scale
- ⑩ Depth of Field Scale
- ⑪ Mount Index



### ● How to attach/detach the lens

Please refer to the instruction manual for your camera for how to attach/detach the lens. Please be sure to hold the Depth of Field Ring  when attaching/detaching the lens. To attach/detach the lens while holding other parts of the lens barrel may damage the lens.

### ● Rangefinder coupling

Coupled focusing range of this lens is  $\infty \sim 0.7\text{m}$ . However, the rangefinder coupling range will be different depending on the rangefinder mechanism of the camera used.

### ● Attaching Filter

Screw the filter ( $\varnothing 39\text{mm}$ ) to the front of the lens.

### ● Attaching Mount Adapter

This lens can be used with below mentioned Voigtländer accessories.

VM-E Mount Adapter II

VM-E Close Focus Adapter

VM-X Close Focus Adapter

VM-Z Close Focus Adapter

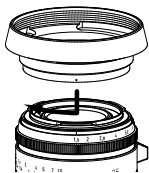
## ● Optional Lens Hood LH-4N, LH-12

Optional Lens Hoods LH-4N and LH-12 are available.  
Please ask your dealer for details.

## ● Attachment and Removal of optional Lens Hood

To attach, line-up the white mark on the Lens Hood with Aperture Index  $\odot$  on the lens and turn the Lens Hood clockwise while pushing it toward the lens.

To remove it, push down on the Lens Hood toward the lens and turn it counterclockwise.



## ● Specifications

|                      |  |
|----------------------|--|
| Product Name         | NOKTON Vintage Line 35mm F1.5 Aspherical     |
| Focal Length         | 35mm   |
| Maximum Aperture     | F1.5   |
| Minimum Aperture     | F16  |
| Lens Construction    | 6 groups 9 elements                          |
| Angle of View        | 61.7°  |
| Aperture Blade       | 12   |
| Rangefinder Coupling | ∞ ~ 0.7m                                     |
| Minimum Focus        | 0.5m   |
| Filter               | Ø39mm  |
| Maximum Diameter     | Ø53.0mm                                      |
| Length               | Approx. 36.0mm                               |
| Weight               | Type I : Approx. 188g Type II : Approx. 284g |
| Mount                | VM-mount                                     |
| Supplied Accessory   | Front Cap, Rear Cap                          |

\* Specification and information is subject to change without prior notice.