


Ultra-Wide Angle 180° Fish Eye Lens Adaptable to Most Popular 35mm SLR Cameras

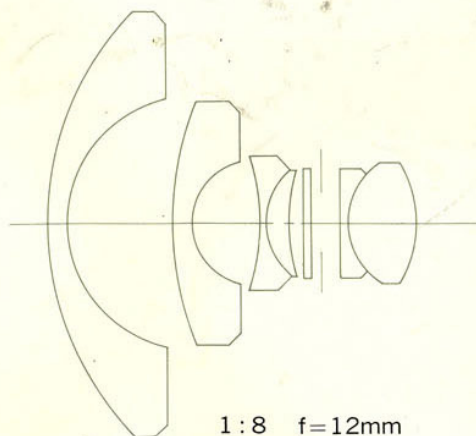
# Sigma FISH EYE 12mm f/8

Ideal for both specialized field of photography and shooting within a restricted space. The unique curvature of the field assured by the ultra-wide angle coverage doubles the pleasure of photography.



- The SIGMA FISH EYE 12mm f/8 LENS provides a coverage of 180° on the longitudinal plane of the horizontal format of the 35mm picture size, and assures a unique curvature of the field. Through application of the highest technique in engineering, and the most up-to-date theory in lens designing based on the use of high capability optical glass, chromatic aberration has been eliminated almost completely, giving superb definition not only at the center but also on the marginal area. Besides its superb performance, the SIGMA FISH EYE LENS features an interchangeable mount adapter, enabling use with practically all models of 35mm single-lens reflex cameras providing lens interchangeability.
- The fish eye lens, as its name denotes, has a hemispheric coverage identical with that of a fish watching an object above the water, in which case its field of view is extended immensely by the refraction of the rays of light in water. In case of the photographic lens, however, it is virtually impossible to assure a normal effect on the film plane with such a wide angle of view as 180°; therefore, a curvature of the field unique to the fish eye lens is produced.

- Aside from such specialized fields of use as photography of the bearing of the heavenly bodies, as well as for study of cloud formation, the SIGMA FISH EYE LENS is also highly effective in shooting subjects within a restricted space because of its ultra-wide angle coverage of 180°. Moreover, the unique curvature of the field will produce an almost strange, out-of-this-world effect which cannot possibly be obtained with lenses of longer focal lengths. Although our human eyes have a considerably wide field of view of approximately 120°, the photos taken with the SIGMA FISH EYE LENS will definitely differ from what we normally see all around us. Because of this unique effect, you will certainly find this lens of unlimited value.
- As mentioned already, the SIGMA FISH EYE LENS provides an angle of view of 180° on the longitudinal plane of the 36×24mm format, and 120° on the vertical plane. With the aid of an adapter which can be mounted on the lens in the same manner as a lens hood, moreover, a circular coverage restricted to 120° can be obtained. Actually, therefore, the SIGMA FISH EYE LENS is a dual-purpose optic which can be used to good advantage in all photographic work.
- The optical design of the SIGMA FISH EYE LENS is characterized by a considerably long back focus which eliminates the need to lock up the mirror of your single-lens reflex and enables effective preview of the curved field of view through the finder as in the case of all other lenses. Because of this original design,



the distance from the front element of the lens to the lens mount of the camera is made as long as possible, preventing any part of the body of the photographer to be accidentally included in the picture.


- Since the SIGMA FISH EYE LENS features an interchangeable mount adapter, it can be used with any 35mm or half-frame single-lens reflex or rangefinder camera with lens interchangeability. In case of a rangefinder camera, the field of view cannot be previewed through the finder, but its coverage can be determined effectively by standing in front of the camera and observing the image reflected on the front element.
- Because of its extremely short focal length of 12mm, the SIGMA FISH EYE LENS has an extremely extensive depth of field; consequently, focus adjustment is practically unnecessary.
- The SIGMA FISH EYE LENS features a revolving disc type iris stop with three clickstops at f/8, f/11 and f/16. Because of this, intermediate stops are unavailable and the aperture must always be adjusted at the click-stop position.
- Owing to its extra-wide coverage, you are liable to take in the sun when shooting under a clear sky. In such a case, or when a strong beam of light is directed to the lens, internal reflection may take place and good results cannot sometimes be obtained. To avoid accidentally photographing a part of your own body, hold the camera as far away from yourself as possible. Because the front and rearmost elements of the lens jut out of the lens frame, utmost care should be taken to prevent scratching or leaving fingerprints on the surfaces. Always see to it that the lens cap is covered when mounting or detaching the lens or when the lens is to the left unused.



### How to attach the mount adapter and 120° circular field adapter.

■ Mount adapter: Fix the mount adapter made specifically for your type of camera into the thread mount on the rear section of the lens barrel.

■ 120° circular field adapter: The screw-in type lens cap consists of two separate parts. By removing the top section, it converts instantly into the 120° circular field adapter which resembles a conventional lens shade. With the aid of this adapter, a circular field of 120° will be reproduced on the film plane, assuring even higher definition on the marginal area than in case of the 180° coverage. Of course, the field covered can be previewed effectively through the finder of your 35mm SLR.




The unique curvature of the field produced by the SIGMA FISH EYE 12mm f/8 LENS assures highly interesting effect in shooting close or distant subjects.



The circular area in the center is the field covered with the aid of the 120° circular field adapter.

#### Features:

- Focal length: 12mm
- Maximum aperture: f/8
- Lens composition: 7 elements in 5 groups
- Focus: Fixed focus system
- Iris stop: Revolving disc type (Clickstops at f/8, f/11 and f/16)
- Angle of view: 180°—120°
- Dimensions: 84mmφ×58mm
- Weight: 300 grams
- Mount: Accepts interchangeable mount adapters to enable use with most of 35mm and half-frame single-lens reflex and rangefinder cameras providing lens interchangeability. Available are mount adapters for Nikon F, Praktica, Asahi Pentax, Minolta SR, Canon F, Exakta, Topcon R, Leica Flex, Petri Flex, Konica Auto Reflex, Praktina, Miranda, Olympus Pen F, rangefinder cameras (for Leica and similar mount cameras), etc.
- Accessories: Front and rear caps, 120° circular field adapter, leather case.



Ultra-Wide Angle 180° Fish Eye Lens  
Adaptable to Most Popular  
35mm SLR Cameras

# Sigma FISH EYE

## 12mm f/8



# Sigma